


Pull-Only Clutch

Control Cable Assembly



Pull-Only Industrial

A flexible control designed to transmit pull motion between two mechanical devices without the use of rods, bellcranks, or other rigid mechanical linkage. Pull controls are specifically designed for applications which require a high load capability and low deflection. The cable often used for operating a vehicle parking brake is a typical example. Simple to install and easy to maintain, versatile pull controls are found on many types of mechanical equipment.



Description:

Pull-Only Clutch
Industrial Control
Cable Assembly

Applications:

- Clutch controls
- Heavy duty lanyards

Features:

- Custom engineered assembly
- Installed bend radius down to 5"
- Nylon covered innermember
- Plastic covered conduit

Other Related Products:

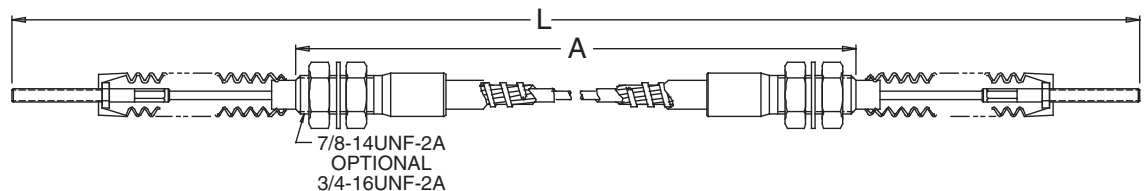
- Pull-Only Brake

Pull-Only Clutch Specifications

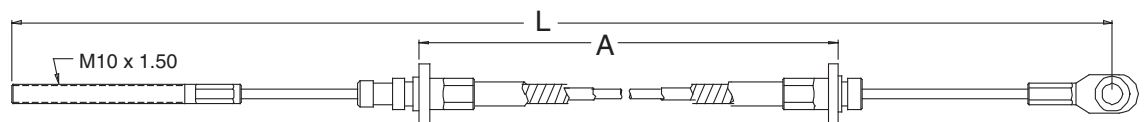
High quality replacements for most cab-over engine vehicles and other similar applications. Built to specifications by your local cable assembler.

Generic clutch replacement cables HD conduit, special clutch innermember
 Part No. CA235-A-L (5/16-24 end rods)
 Part No. CA236-A-L (3/8-24 end rods)

Order Code: A = Conduit length; L = Length overall



General Motors® style clutch cable. 1500lb brake conduit and innermember
 Part No. CA270-XXX (XXX = Dash number, see table below)

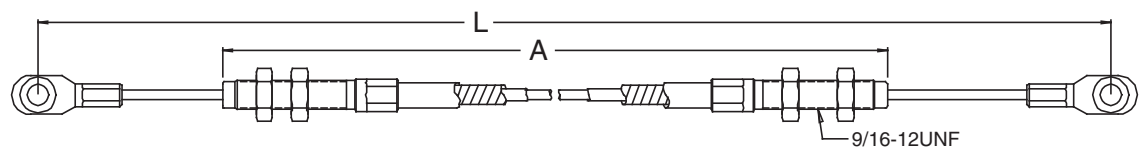


CA270-XXX

Dash No.	GM® Part No.	A	L
-010	15520115	47.56	76.69
-009	15518380	43.31	71.65
-008	15518379	51.18	79.53
-007	15518378	44.88	74.21
-006	15518377	37.60	66.93
-005	15507983	44.55	69.01
-004	15507982	26.00	52.75
-003	15507981	45.27	72.91
-002	15507980	44.49	72.95
-001	15507979	40.94	68.07

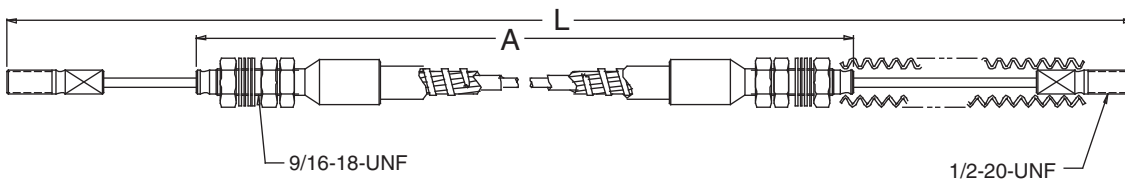
GM is a registered trademark of General Motors.

General Motors® style clutch cable. 1500lb brake conduit and innermember
 Part No. CA271-A-L (A = Conduit length; L = Length overall)



All line art dimensions are represented in inches

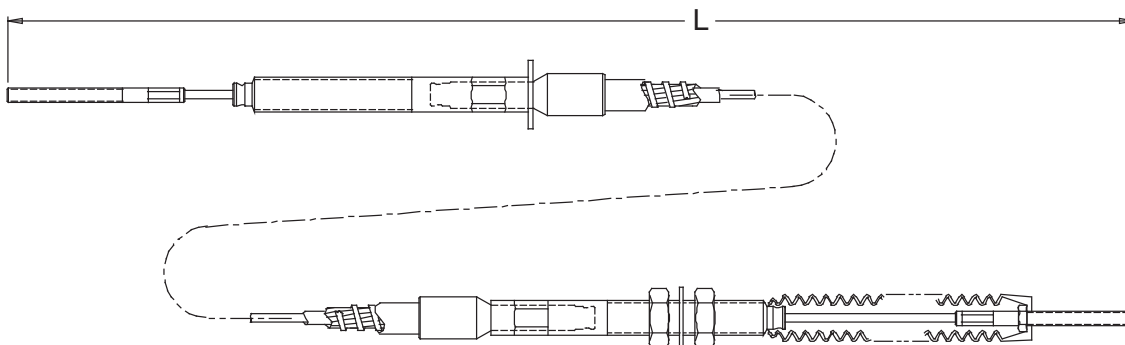
Mack Truck® style clutch cable. HD conduit and special clutch innermember
 Part No. CA312-A-L (A = Conduit length; L = Length overall; see table below)



CA312-A-L

Part No.	A	L
CA312-34.6-42.0	34.6	42.0
CA312-55.6-63.0	55.6	63.0
CA312-79.6-87.0	79.6	87.0
CA312-85.6-93.0	85.6	93.0
CA312-91.6-99.0	91.6	99.0
CA312-102.6-110.0	102.6	110.0
CA312-127.6-135.0	127.6	135.0
CA312-25.6-36.0	25.6	36.0
CA312-34.6-45.0	34.6	45.0
CA312-43.6-54.0	43.6	54.0
CA312-55.6-66.0	55.5	66.0
CA312-67.6-78.0	67.6	78.0
CA312-79.6-90.0	79.6	90.0
CA312-85.6-96.0	85.6	96.0
CA312-91.6-102.0	91.6	102.0
CA312-103.6-114.0	103.6	114.0
CA312-118.6-129.0	118.6	129.0
CA312-29.6-40.0	29.6	40.0
CA312-95.6-106.0	95.6	106.0
CA312-107.6-118.0	107.6	118.0

Mack Truck® style clutch cable. HD conduit and special clutch innermember
 Part No. CA312-A-L (A = Conduit length; L = Length overall)



All line art dimensions are represented in inches

Pull-Only Clutch

Material

- Nylon Covered Innermember
- Plastic Covered Conduit

Added Features

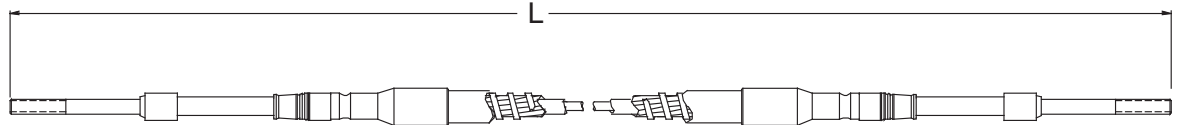
- Sealed
- Economical
- Lubed for Life

High Performance Clutch Cables

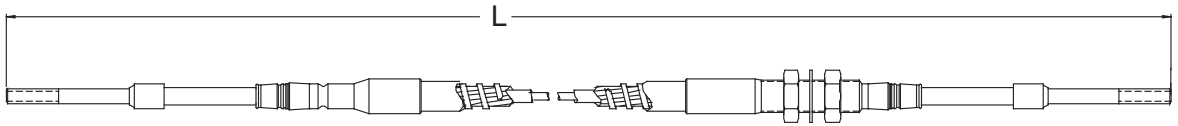
See "Push-Pull Cable Specifications" for mid-travel dimensions.
HD conduit, brake/clutch innermember 500lb pull-only operating load.

Order Code: T = Travel 2"-6" L = Length overall

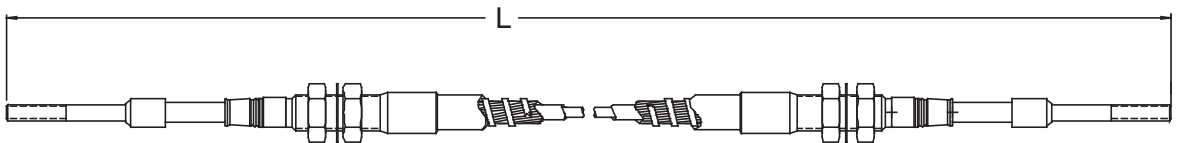
Part No. A183-400-T-L (5/16-24 end rods MD) Grooved-Grooved
Part No. A183-111-T-L (3/8-24 end rods HD) Grooved-Grooved



Part No. A183-401-T-L (5/16-24 end rods MD) Grooved-Threaded 11/16-16
Part No. A183-110-T-L (3/8-24 end rods HD) Grooved-Threaded 7/8-14



Part No. A183-402-T-L (5/16-24 end rods MD) Threaded-Threaded (both ends 11/16-16)
Part No. A183-104-T-L (3/8-24 end rods HD) Threaded-Threaded (both ends 7/8-14)



WARNING!

Since the manufacturer is unable to determine all applications in which a part may be placed, it is the user's responsibility to determine the suitability of the part for its intended use. This is especially true where safety is a factor. Incorrect application or installation may result in property damage, bodily injury, or death. For technical assistance, call 07 3881 0400.

Cablecraft
Australia Pty Ltd

Cablecraft Australia Pty Ltd
Unit 2, 15 Hinkler Court
PO Box 7292
Brendale, Qld 4500

Tel: 07 3881 0400
Fax: 07 3205 7319

www.sreaustralia.com.au

Linking Motion
& Control...
The Cablecraft
Solution

